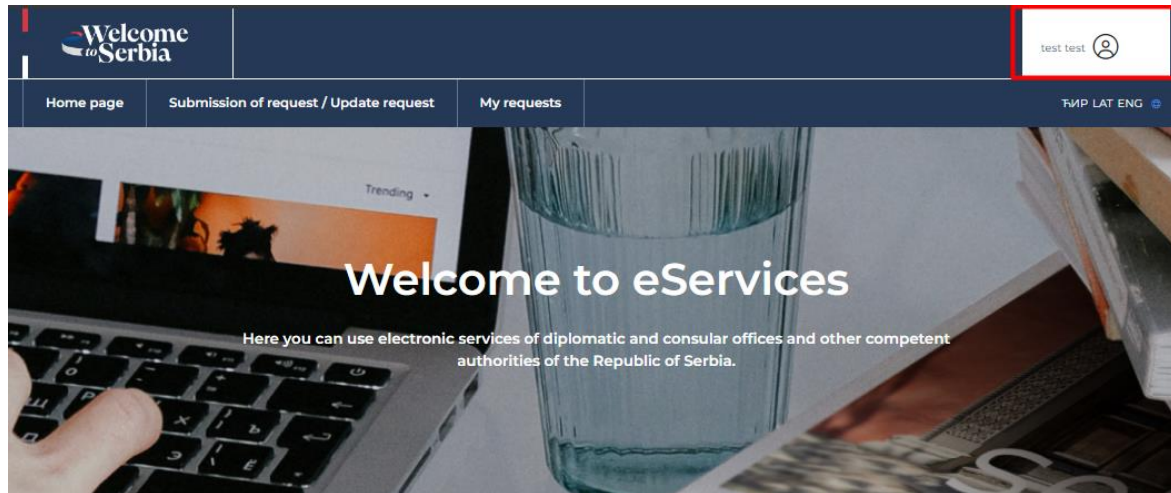
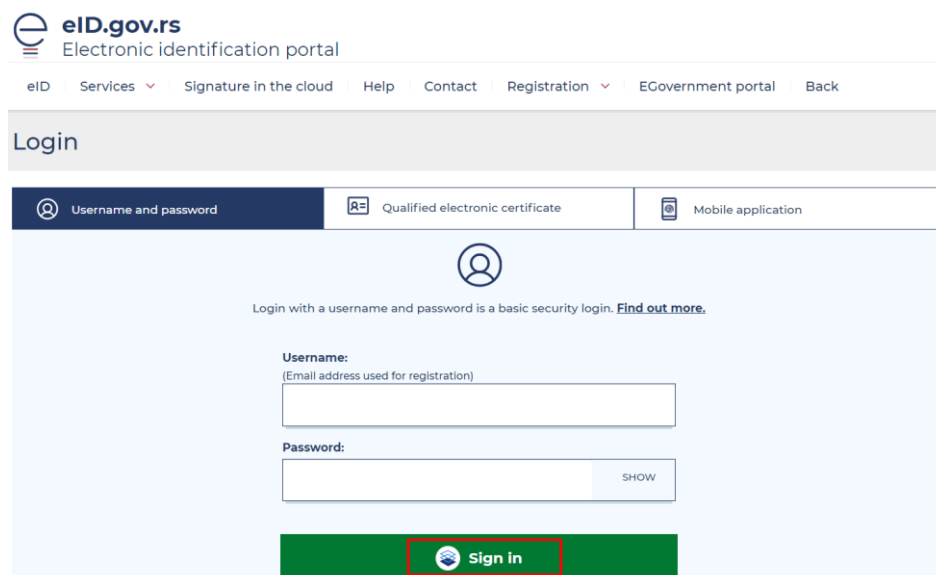


Instructions for temporary residence, extension of temporary residence and Single Permit application



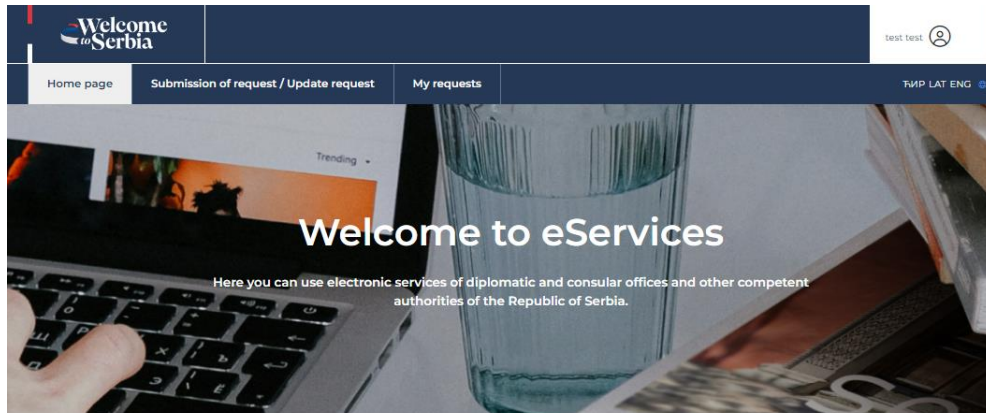
1) Temporary residence and extension of temporary residence requests can be submitted via <https://eforeigner.welcometosrbia.gov.rs/>. It is necessary for the user to log in first.



2) The user chooses the way they want to log in.

Prerequisite: The user must be registered at <https://eid.gov.rs/sr-Cyrl-RS/pocetna>

Note: If the user stated during registration that they have an EBS (foreign citizen's registration number), which is valid at the time of application, it is an **extension of temporary stay**.



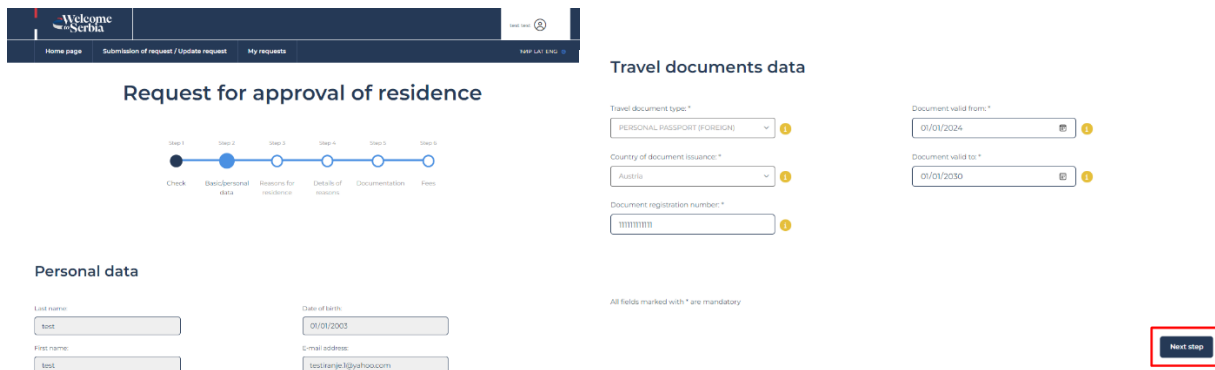
Available services

Permit for temporary residence

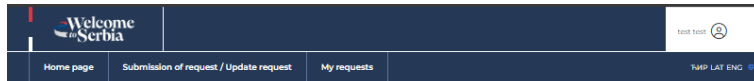
Permit for temporary residence, or permit of temporary residence and work, in the territory of the Republic of Serbia for a period of up to 36 months.

[Start application](#)

3) After successful login to the system, the user clicks the "Start your application" button.



4) It is necessary to enter personal data, additional information, data on country and place of birth, as well as data on travel documents.



Request for approval of residence



Residence

Date from: *

Date to: *

Basis of residence: *

Reason for residence: *

Address of intended residence

Municipality: *

Entrance: *

Settlement: *

Floor: *

Street: *

Apartment: *

House number: *

All fields marked with * are mandatory

Previous step

Next step

5) After entering the information about the stay and the address of the intended residence, go to "Next step".

Note: If you choose employment as the basis of residence, and the reason is employment (in the narrower sense), if you are registered in the decision on registration (self-employment), have a contract on business and technical cooperation (referred persons), perform movement within a company, training and development or you are an independent professional, you are applying for a **Single Permit (residence and work)**.

Request for approval of residence



Independent residence

Closer description of the selected reason for stay (details): *

All fields marked with * are mandatory

Previous step

Next step

6) After entering the details behind the reasons on the previously selected basis, proceed to "Next step".

Request for approval of residence



Documents

When adding documents, be careful about the name of the documents you are adding. The same document name will not be accepted for multiple document types.



The funds *

Screenshot (2025).png Select File

7) When attaching required documents, pay attention to allowed extensions (formats in which the requested documents must be submitted) and the size of the documents (up to 5MB). After attaching all the necessary documents, proceed to "Next step".

Request for approval of residence



Payment

I under penalty of perjury, do hereby certify that the foregoing information is true and correct, as well as that the enclosed documentation is valid. I fully agree that my personal data may be processed, background and security checks performed, as well as checks of all relevant data during the course of an approval process of a unique permit for both temporary residence and work, i.e. approval of temporary residence. I hereby confirm that I am fully acquainted with the fact that the applicant is assigned a Unique electronic inbox (**eDelivery**) and that the competent authority shall deliver confirmations, notices, instructions and decisions to eDelivery through the Portal for Foreign Nationals. Furthermore, once the deadline with regards to downloading the sent document has expired, the document shall be considered delivered. I am fully familiar with the fact that in the event of incomplete and incorrect data, the request may be dismissed/rejected. The declaration is irrevocable and shall not undergo any kind of alterations upon its delivery.

Previous step

GO TO PAYMENT

8) After giving consent, select "Proceed to payment".

Request for approval of residence



Payment

Full name:

Total amount to pay:

All payments will be made in the local currency of the Republic of Serbia - dinar (RSD). For informative display of prices in other currencies, the middle exchange rate of the National Bank of Serbia is used. The amount for which your payment card will be charged will be expressed in your local currency through conversion to the same at the exchange rate used by the card organizations, which cannot be known to us at the time of the transaction. As a result of this conversion there is a possibility of a slight difference from the original price listed on our website. Thank you for your understanding.

Previous step

PAY

9) The total amount to be paid is calculated based on the information you entered when applying.

You can check the status of your request at any time.